



Clinton Street,
Beeston, Nottingham
NG9 1AZ

£250,000 Freehold



An interesting opportunity has arisen to purchase this three bedroom semi detached cottage situated on a generous plot in need of modernisation.

This property is one of a pair of period cottages set back from the road which gives a very deep frontage providing parking for several vehicles and a single garage to the side of the property. The plot offers great potential for the possibility of extending the house into a larger family dwelling (subject to planning permission, etc).

Benefitting from uPVC double glazed windows and gas fired central heating served from a combination boiler installed in January 2023. The property does, however, require modernisation and improvement but offers fantastic potential to both the property investor/developer and home owner with good DIY skills.

The current accommodation comprises front reception room (currently used as a ground floor bedroom), rear reception room (currently used as a sitting room), kitchen, rear lobby and ground floor bathroom. There is a cellar accessed from the rear reception room. To the first floor the landing provides access to three bedrooms and cloaks/WC.

Situated in a highly regarded North-West suburb of Beeston within walking distance of the vibrant town centre with a great mix of shops and facilities, bars, restaurants, cafes and cinema. There are suburb transport links with bus, tram and train all within the town. Beeston is ideally placed for Nottingham University and Queens Medical Centre.

Offered for sale with immediate vacant possession. Viewing is recommended to appreciate the potential on offer.



FRONT RECEPTION ROOM

13'5" x 10'11" (4.09 x 3.35)

Radiator, double glazed window and front entrance door.

REAR RECEPTION ROOM

12'5" x 10'5" (3.79 x 3.20)

Radiator, double glazed windows to the rear, door to staircase leading to the first floor, door to cellar and door to kitchen.

CELLAR

13'6" x 11'1" (4.13 x 3.38)

With light and limited head height.

KITCHEN

11'1" x 8'10" (3.4 x 2.7)

A range of base units with work surfacing and stainless steel sink unit with single drainer. Double glazed window and door to the rear. Door to rear lobby.

REAR LOBBY

Giving access to the bathroom.

BATHROOM

Three piece suite comprising wash hand basin, low flush WC and bath. Window.

FIRST FLOOR LANDING

Doors to bedrooms and cloaks/WC.

CLOAKS/WC

Incorporating a two piece suite comprising wash hand basin and low flush WC.

BEDROOM ONE

13'5" x 11'0" (4.09 x 3.37)

Radiator, double glazed window to the front.

BEDROOM TWO

11'9" x 6'11" (3.60 x 2.13)

Radiator, double glazed window to the rear.

BEDROOM THREE

8'10" x 6'11" (2.70 x 2.13)

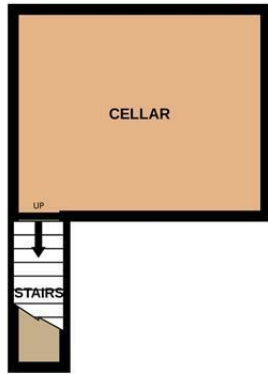
Double glazed window to the rear.

OUTSIDE

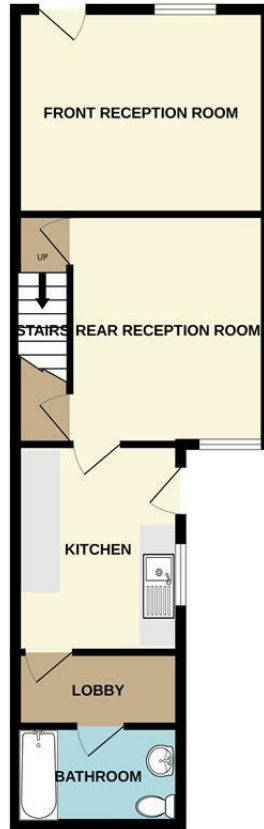
The property is situated on a generous plot set back from the road, fenced and gated in with double gates leading to forecourt providing parking for several vehicles which in turn leads to a sectional concrete single garage. There is a pathway running along the side of the property between the garage and the house leading to the rear garden where there is an area of bedding, hard landscaping and attached store.



CELLAR
173 sq.ft. (16.0 sq.m.) approx.



GROUND FLOOR
494 sq.ft. (45.9 sq.m.) approx.

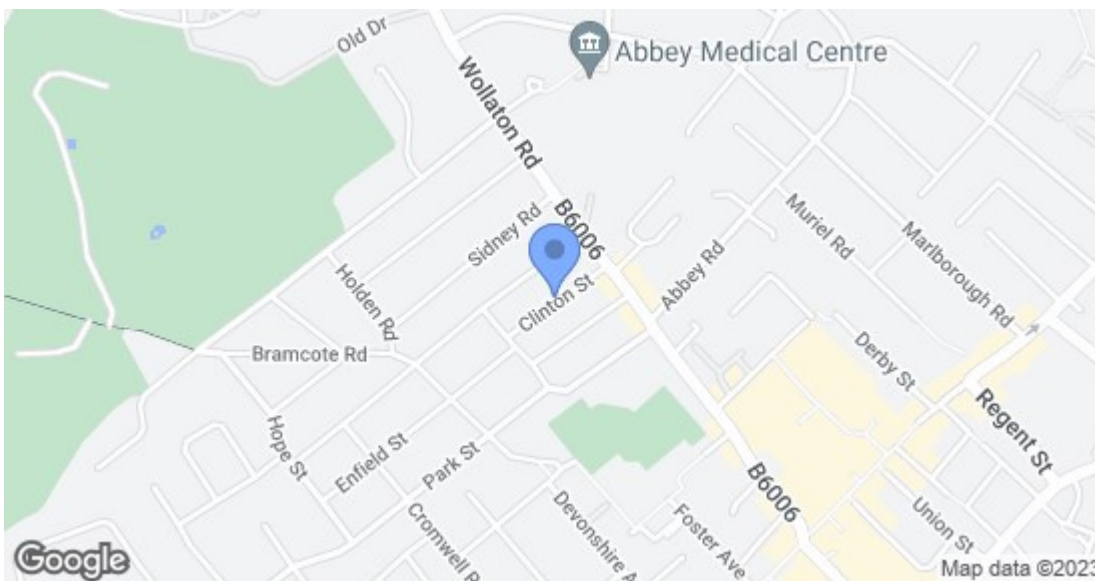


1ST FLOOR
416 sq.ft. (38.7 sq.m.) approx.



TOTAL FLOOR AREA: 1083 sq.ft. (100.6 sq.m.) approx.

Whilst every attempt has been made to ensure the accuracy of the floorplan contained here, measurements of doors, windows, rooms and any other items are approximate and no responsibility is taken for any error, omission or mis-statement. This plan is for illustrative purposes only and should be used as such by any prospective purchaser. The services, systems and appliances shown have not been tested and no guarantee as to their operability or efficiency can be given.
Made with Metropix ©2023



| Energy Efficiency Rating | | Current | Potential |
|---|--|-------------------------|-----------|
| Very energy efficient - lower running costs | | | |
| (92 plus) A | | | 73 |
| (81-91) B | | | |
| (69-80) C | | | |
| (55-68) D | | | |
| (39-54) E | | 50 | |
| (21-38) F | | | |
| (1-20) G | | | |
| Not energy efficient - higher running costs | | | |
| England & Wales | | EU Directive 2002/91/EC | |
| Environmental Impact (CO ₂) Rating | | Current | Potential |
| Very environmentally friendly - lower CO ₂ emissions | | | |
| (92 plus) A | | | |
| (81-91) B | | | |
| (69-80) C | | | |
| (55-68) D | | | |
| (39-54) E | | | |
| (21-38) F | | | |
| (1-20) G | | | |
| Not environmentally friendly - higher CO ₂ emissions | | | |
| England & Wales | | EU Directive 2002/91/EC | |

These details are for guidance only and complete accuracy cannot be guaranteed. If there is any point, which is of particular importance, verification should be obtained. All measurements are approximate. No guarantee can be given with regard to planning permissions or fitness for purpose. No apparatus, equipment, fixture or fitting has been tested.